




Lens Table					
Order name	L22	L32	L43	L65	L135
<b>Original image</b>					
35mm equivalent	22 mm	32 mm	43 mm	65 mm	135 mm
Focal length (analog equivalent)	4 mm	6 mm	8 mm	12 mm	25 mm
Aperture	2.00	2.00	2.00	2.00	2.00
Image angle horizontally	90°	60°	45°	31°	15°
Image angle vertically	67°	45°	34°	23°	11°
<b>Distance 3.28 feet</b>	<b>feet</b>	<b>feet</b>	<b>feet</b>	<b>feet</b>	<b>feet</b>
• Image width	6.56	3.61	2.62	1.97	0.98
• Image height	4.27	2.62	1.97	1.31	0.66
<b>Distance 16.4 feet</b>	<b>feet</b>	<b>feet</b>	<b>feet</b>	<b>feet</b>	<b>feet</b>
• Image width	32.80	18.05	13.10	9.83	4.90
• Image height	21.35	13.10	9.85	6.55	3.30
<b>Distance 32.8 feet</b>	<b>feet</b>	<b>feet</b>	<b>feet</b>	<b>feet</b>	<b>feet</b>
• Image width	65.60	36.10	26.20	19.65	9.80
• Image height	42.70	26.20	19.70	13.10	6.60
<b>Distance 65.6 feet</b>	<b>feet</b>	<b>feet</b>	<b>feet</b>	<b>feet</b>	<b>feet</b>
• Image width	131.20	72.20	52.40	39.30	19.60
• Image height	85.40	52.40	39.40	26.20	13.20
<b>Distance 164 feet</b>	<b>feet</b>	<b>feet</b>	<b>feet</b>	<b>feet</b>	<b>feet</b>
• Image width	328.00	180.50	131.00	98.25	49.00
• Image height	213.50	131.00	98.50	65.50	33.00

1